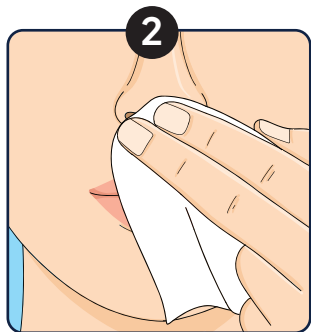


How to use a tanQuick_{nasal}

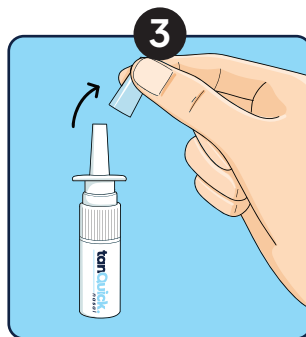
Atomiser?



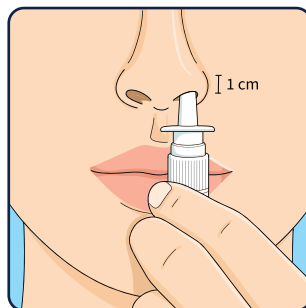
Before you begin, thoroughly wash your hands with soap and hot water and ensure that they are dry.



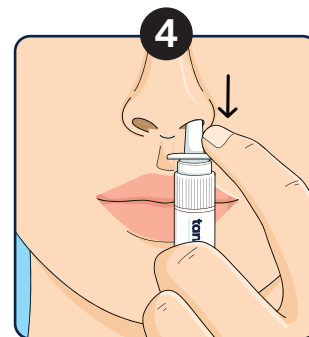
Firstly, ensure that your nostrils are clear and if necessary blow your nose with a tissue. This will allow tanQuick_{nasal} to be optimally absorbed.



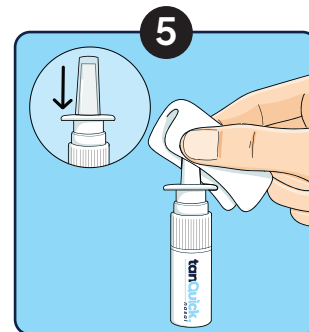
Remove the safety cap from the atomiser nozzle and hold the bottle in an upright position. Then carefully insert the nozzle into your nostril about 1 cm deep.



DO NOT insert the nozzle too deep, as absorption may be affected.



While inhaling through your nose, press to pump the atomiser completely down.



After use, wipe clean the atomiser nozzle to maintain hygiene and put the white safety cap back on the nozzle.

1. What is tanQuick. nasal?
2. How does tanQuick. nasal work?
3. How to dose tanQuick. nasal?
4. What can you expect from tanQuick. nasal?
5. Is tanQuick. (Melanotan II) safe?
6. Side effects
7. Who shouldn't use tanQuick. nasal/Contraindications.
8. What is tripleCheck.?
9. How to store tanQuick. nasal?
10. Further Questions/Resources

1. What is tanQuick. nasal?

tanQuick. nasal is a nasal atomiser product containing a minimum of 10mg of lab-test certified Melanotan II.

The Melanotan II in tanQuick. nasal is conveniently pre-mixed with bacteriostatic water, so that there is no need for any tricky calculations and so removes the risk of any mistakes being made.

tanQuick. nasal enables you to simply pump the atomiser to deliver 1 spray at a time.

2. How does tanQuick. nasal work?

tanQuick. nasal (Melanotan II) works by mimicking a hormone that naturally occurs in our bodies called "melanocyte-stimulating hormone".

This causes an increase in skin-darkening pigments, which results in the visual tanning effect that many people achieve from UV light (sun) exposure.

tanQuick. nasal works best when the user is exposed to UV light, whether this be daily sunlight exposure or by using sunbeds regularly.

tanQuick. nasal:

- Accelerates the tanning process without the need for excess UV (sun) exposure
- Enables users that struggle with conventional tanning (e.g. fair skin) to achieve a natural-looking tan.
- Allows users to spend more time in the sun and reduces the risk of sun-burn.
- Gives a much longer-lasting and deep coloured tan than is achievable naturally.
- Enables users to maintain their tan level of choice, even in the winter months, with minimal UV exposure.

3. How to dose tanQuick. nasal?

Recommended loading dose

- 4 pumps daily:
- 1 pump per nostril in the morning
 - 1 pump per nostril in the evening

Recommended maintenance dose

- 2 pumps daily:
- 1 pump per nostril in the evening

The speed at which a tan is achieved will vary from person to person.

Remember, for best results, regular exposure to UV light is necessary.

4. What can you expect from tanQuick. nasal?

tanQuick. nasal users have reported seeing results in as little as 7 days.

As the Melanotan II begins working, you may first of all notice new freckles appearing, your tan will then gradually develop over time.

If you are very pale, your colour may firstly develop in small patches/freckles that will begin to join up. If you are of this fair skin type, it can take a while for desirable results to be achieved.

It is difficult to give an accurate time-frame for when favourable results will be achieved, due to the wide-range of skin types and other contributing variables such as extent of UV light exposure.

However, tanQuick. nasal users have generally reported reaching their desired tan level in between 4 and 6 weeks on average.

5. Is tanQuick. nasal (Melanotan II) safe?

Melanotan II was originally developed with the intention of preventing skin cancer, caused by over-exposure to UV (sun) light.

It was also trialled as a possible erectile dysfunction medication.

Despite being unlicensed for medical use, there are no extensive studies in greater populations that can attest to whether or not Melanotan II is largely safe/unsafe.

6. Side Effects

Short-term side effects commonly associated with Melanotan II:

- Facial flushing
- Nausea/vomiting
- Gastrointestinal upset
- Reduced appetite
- Spontaneous erections in males

Extended use or excessive dosages can result in:

- Significant darkening of moles/atypical mole growth
- Melanonychia (brown to black discolouration of finger/toe nails)
- In rare cases renal infarction

It is advised that all tanQuick. nasal users know and understand the possible side effects of use and adhere to the strict dosing guidelines for responsible use.

Please consult your healthcare specialist if you experience severe side effects.

7. Who shouldn't use tanQuick. nasal/ Contraindications

There are no known direct Contraindications with any other medication and no known specific populations that should avoid use of Melanotan II.

It is not known whether breastfeeding women should avoid use of Melanotan II, but as a precaution it is not recommended.

8. What is tripleCheck.?

New Aesthetic products are all protected by our unique 3-stage product authenticity system, that confirms validity of our products and makes counterfeit copies practically impossible to produce.

1. There is a silver branded New Aesthetic hologram bearing the brand logo on the front of the box
2. The product labels are embedded with an anti-counterfeit branded micro-text.
3. There are tamper-proof security stickers sealing the product box shut at both ends.

We have gone to great lengths with our design and security team, to ensure that our products cannot be imitated or copied. This guarantees that our customers receive the level of unmatched quality that they expect from genuine New Aesthetic products.

9. How to store tanQuick. nasal?

Once you remove your tanQuick. nasal atomiser from its packaging, it is recommended that you place it directly inside your **refrigerator**, and ensure that the temperature is set to between **2° and 8° Celsius**.

Keep your tanQuick. nasal product(s) refrigerated at all times, other than when you remove them for use.

Refrigeration preserves the quality of the Melanotan II contained within your tanQuick. nasal atomiser. If exposed to a heat source, the quality may be affected.

If there isn't room for the tanQuick. nasal box in your refrigerator, place the atomiser(s) inside a sealed sandwich bag to ensure that they remain clean and dry.

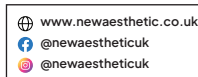
DO NOT FREEZE your tanQuick. nasal atomiser(s)


Keep out of reach of children.

10. Further Questions/Information

Still unsure of anything? Need to verify a New Aesthetic product you have bought?

Interested in working with us as a reseller or affiliate? Please don't hesitate to reach out to us



 We also have live chat support via WhatsApp using this QR code

