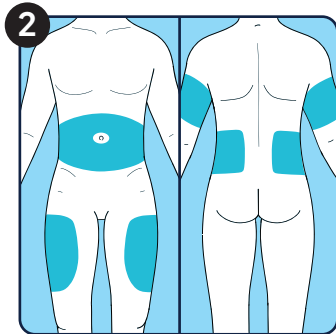


How to use a tanQuick. pen?



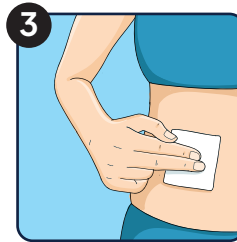
Before you begin, thoroughly wash your hands with soap and hot water and ensure that they are dry.



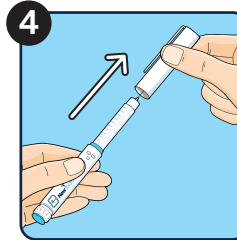
Firstly, choose the **area of skin** you feel most comfortable using for the injection.

tanQuick. is a subcutaneous injection, meaning that it is injected into the fat beneath the surface of the skin.

Most people choose to use the area 3-4 inches either side of the navel (tummy button), but you can also use the upper arm or upper thigh.



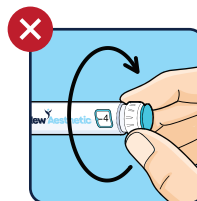
To prepare the area of skin chosen for the injection, firstly ensure the area is clean and dry. Take an alcohol swab (sold separately) and clean the chosen area thoroughly before allowing it to dry.



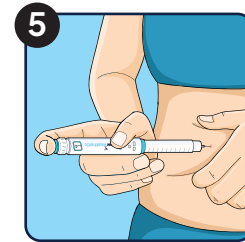
Remove a needle cap (sold separately) from its packaging and fit to the end of the tanQuick. pen, ensuring it clicks securely into place.

Once the needle cap is fitted, simply twist the dial at the other end of the pen to select the required dosage.

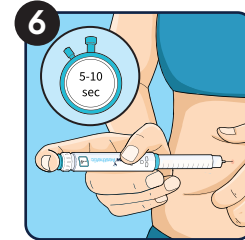
PLEASE NOTE: Each click of the dial delivers 250mcg (micrograms) of Melanotan II.



DO NOT twist the dial until you are ready to administer a dose



With one hand, pinch the chosen area of skin between your fingers, with the other hand press the tanQuick. pen firmly against the fold of skin so that the needle enters and is pushed all the way in.



Finally, press and hold the button at the opposite end of the tanQuick. pen and wait for 5-10 seconds to allow the solution to fully disperse.



A tiny spot of blood can occur and is totally normal. If necessary, hold a cotton wool pad or similar against the spot for a few seconds until it stops bleeding.

1. What is tanQuick.?
2. How does tanQuick. work?
3. How to dose tanQuick.?
4. What can you expect from tanQuick.?
5. Is tanQuick. (Melanotan II) safe?
6. Side effects
7. Who shouldn't use tanQuick. /Contraindications.
8. What is tripleCheck.?
9. How to store tanQuick.
10. Further Questions/Resources

1. What is tanQuick.?

tanQuick. is a pen injection product containing a minimum of 10mg of lab-tested certified Melanotan II.

The Melanotan II in tanQuick. is conveniently pre-mixed with bacteriostatic water, so that there is no need for any tricky calculations and so removes the risk of any mistakes being made.

tanQuick. enables you to simply twist the dial on the pen to select required dosage, so that no error can be made with dosage selection either.

2. How does tanQuick. work?

tanQuick. (Melanotan II) works by mimicking a hormone that naturally occurs in our bodies called "melanocyte-stimulating hormone".

This causes an increase in skin-darkening pigments, which results in the visual tanned effect that many people achieve from UV light (sun) exposure.

tanQuick. works best when the user is exposed to UV light, whether this be daily sunlight exposure or by using sunbeds regularly.

tanQuick. :

- Accelerates the tanning process without the need for excess UV (sun) exposure
- Enables users that struggle with conventional tanning (e.g. fair skin) to achieve a natural-looking tan.
- Allows users to spend more time in the sun and reduces the risk of sun-burn.
- Gives a much longer-lasting and deep coloured tan than is achievable naturally.
- Enables users to maintain their tan level of choice, even in the winter months, with minimal UV exposure.

3. How to dose tanQuick.?

It is recommended to begin with an "introductory" dose of 250mcg (one click on the dial) right before bed*.

Some people can achieve a tan much easier/quicker than others, this generally dictates how much and how often you need to dose.

We recommend that you begin with 250mcg (one click on the dial) every 3 days.

After the first 2 weeks of using this dose, you should assess your results and determine from there whether to increase the frequency of injections to every other day.

tanQuick. can be dosed once a day if necessary, but we recommend that you **don't** increase the dosage beyond 250mcg per day.

Once a satisfactory tan is achieved, you can lower the dosage frequency again to a "maintenance" dose of twice per week. Again, this can vary from person to person and you may find you need slightly more/less to maintain your desired tan.

Remember, for best results, regular exposure to UV light is necessary.

**Melanotan II can sometimes cause a nauseous (sick) feeling when you first begin use, so administering your dose before bed enables users to sleep through the possibility of nausea occurring.*

4. What can you expect from tanQuick.?

tanQuick. users have reported seeing results in as little as 5 doses.

As the Melanotan II begins working, you may first of all notice new freckles appearing, your tan will then gradually develop over time.

If you are very pale, your colour may firstly develop in small patches/freckles that will begin to join up. If you are of this fair skin type, it can take a while for desirable results to be achieved.

However, tanQuick. users have generally reported reaching their desired tan level in between 4 and 6 weeks on average.

5. Is tanQuick. (Melanotan II) safe?

Melanotan II was originally developed with the intention of preventing skin cancer, caused by over-exposure to UV (sun) light.

It was also trialled as a possible erectile dysfunction medication.

Despite being unlicensed for medical use, there are no extensive studies in greater populations that can attest to whether or not Melanotan II is largely safe/unsafe.

6. Side Effects

Short-term side effects commonly associated with Melanotan II:

- Facial flushing
- Nausea/vomiting
- Gastrointestinal upset
- Reduced appetite
- Spontaneous erections in males

Extended use or excessive dosages can result in:

- Significant darkening of moles/atypical mole growth
- Melanonychia (brown to black discolouration of finger/toe nails)
- In rare cases renal infarction

It is advised that all tanQuick. users know and understand the possible side effects of use and adhere to the strict dosing guidelines for responsible use.

Please consult your healthcare specialist if you experience severe side effects.

7. Who shouldn't use tanQuick./Contraindications

There are no known direct Contraindications with any other medication and no known specific populations that should avoid use of Melanotan II.

It is not known whether breastfeeding women should avoid use of Melanotan II, but as a precaution it is not recommended.

8. What is tripleCheck.?

New Aesthetic products are all protected by our unique 3-stage product authenticity system, that confirms validity of our products and makes counterfeit copies practically impossible to produce.

1. There is a silver branded New Aesthetic hologram bearing the brand logo on the front of the box
2. The product labels are embedded with an anti-counterfeit branded micro-text.
3. There are tamper-proof security stickers sealing the product box shut at both ends.

We have gone to great lengths with our design and security team, to ensure that our products cannot be imitated or copied. This guarantees that our customers receive the level of unmatched quality that they expect from genuine New Aesthetic products.

9. How to store tanQuick.?

Once you remove your tanQuick. pen(s) from its packaging, it is recommended that you place it directly inside your **refrigerator**, and ensure that the temperature is set to between **2° and 8° Celsius**.

Keep your tanQuick. product(s) refrigerated at all times, other than when you remove them for use. Refrigeration preserves the quality of the Melanotan II contained within your tanQuick. pen. If exposed to a heat source, the quality may be affected. If there isn't room for the tanQuick. box in your refrigerator, place pen(s) inside a sealed sandwich bag to ensure that they remain clean and dry.

DO NOT FREEZE your tanQuick. pen(s)

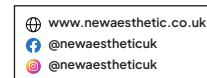
It is *not* necessary to refrigerate your needle caps and alcohol wipes.


Keep out of reach of children.
Please dispose of needle caps responsibly

10. Further Questions/Information

Still unsure of anything? Need to verify a New Aesthetic product you have bought?

Interested in working with us as a reseller or affiliate? Please don't hesitate to reach out to us



 We also have live chat support via WhatsApp using this QR code

